

Quetzalcoatlus™ - version 1.039b – Windows demo



Notes:

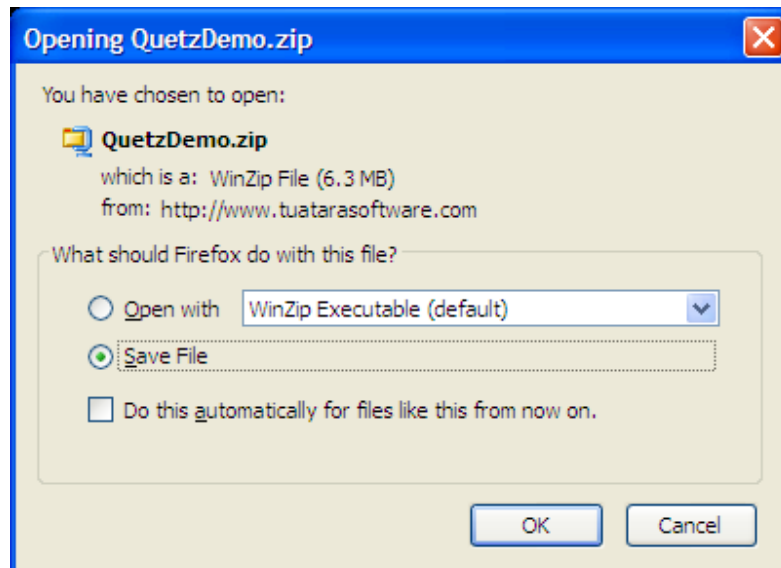
- the demo game will end when the player exceeds 2500 points
- the bonus round begins earlier than normal (for testing purposes).
- game can be played with keyboard if you don't have a USB joystick or gamepad
 - keyboard play - use the following keys: W (up) A (left) S (down) D (right) and SPACE BAR (dive)

1. Download the demo from the following link:

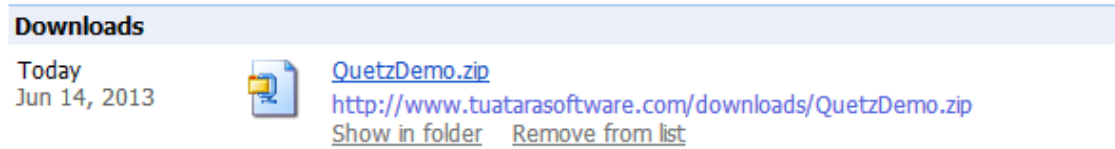
<http://www.tuatarasoftware.com/downloads/QuetzDemo.zip>



2. Confirm that the "Save File" option is selected, then click **OK**.



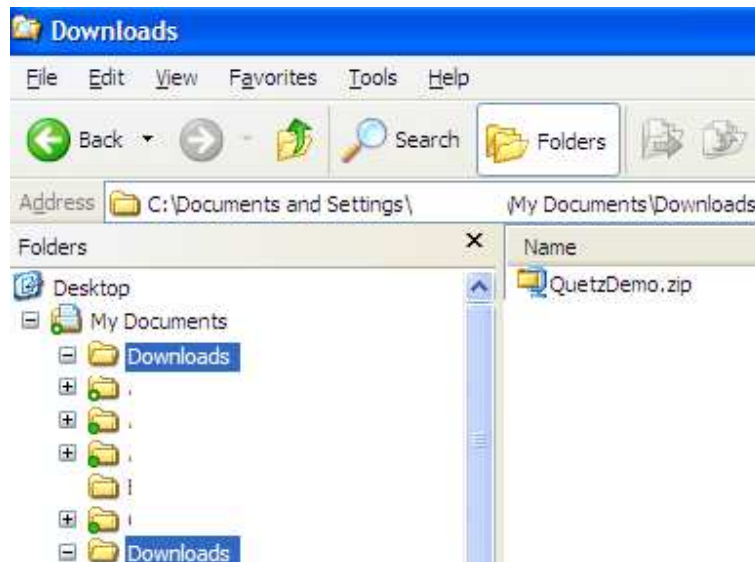
3. In your browser, select Tools → Downloads (Firefox), or Show All Downloads (Chrome).



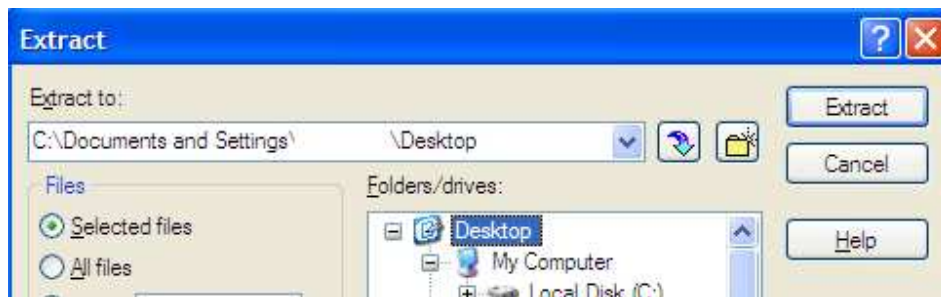
Alternatively, go to Start – My Computer – click Folders so that the folder view is similar to this:



Select the "My Documents" folder, then select "Downloads"

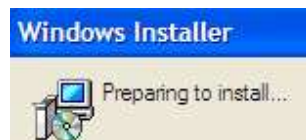


4. Double-click on QuetzDemo.zip to extract the file (this should open an application such as WinZip™ or 7-Zip™). Select "Extract", and save the file to your Desktop folder.



5. Connect a USB joystick or gamepad (skip this step if you wish to use the keyboard controls listed above)

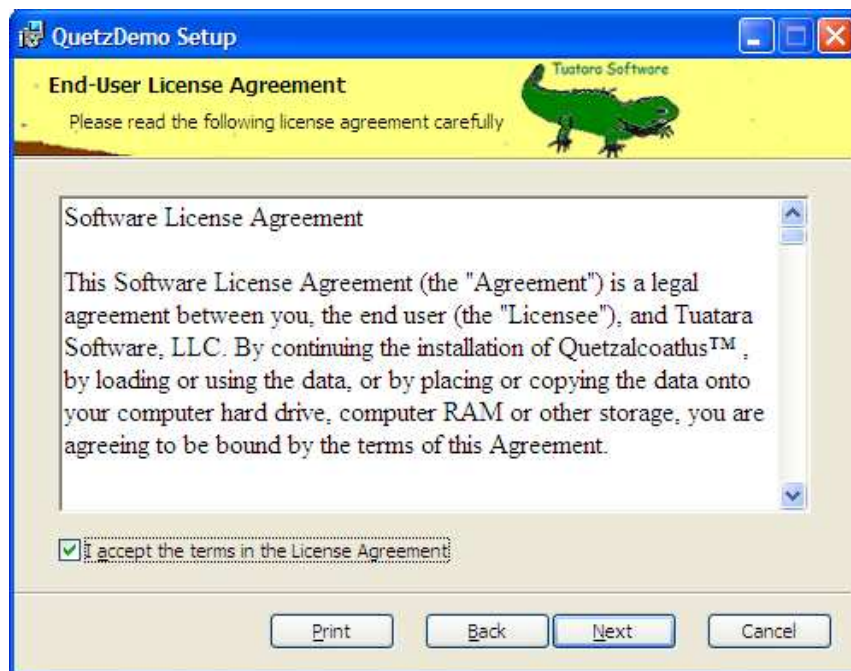
6. Locate the QuetzDemo.msi file on your Desktop, and double-click it. This will launch the application installer.



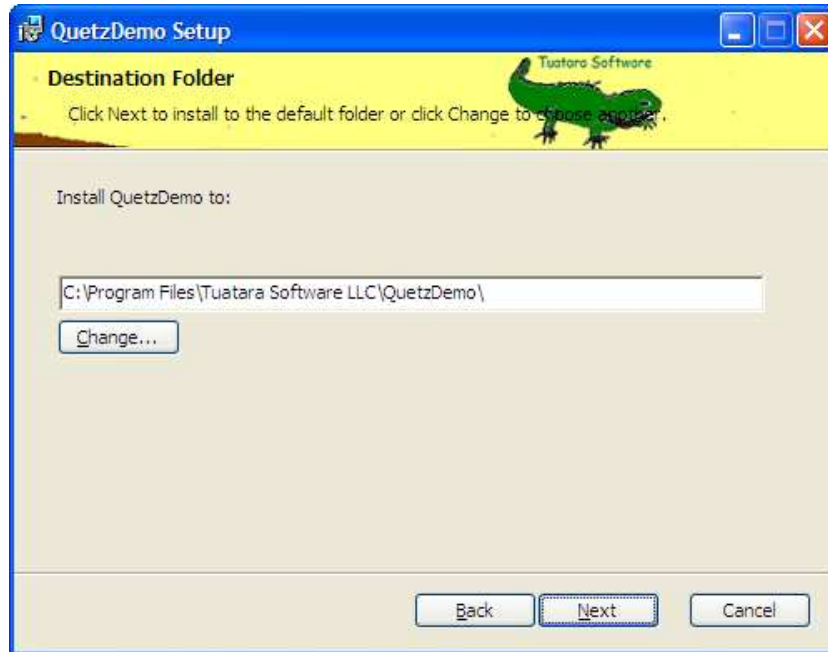
7 QuetzDemo Setup – click NEXT



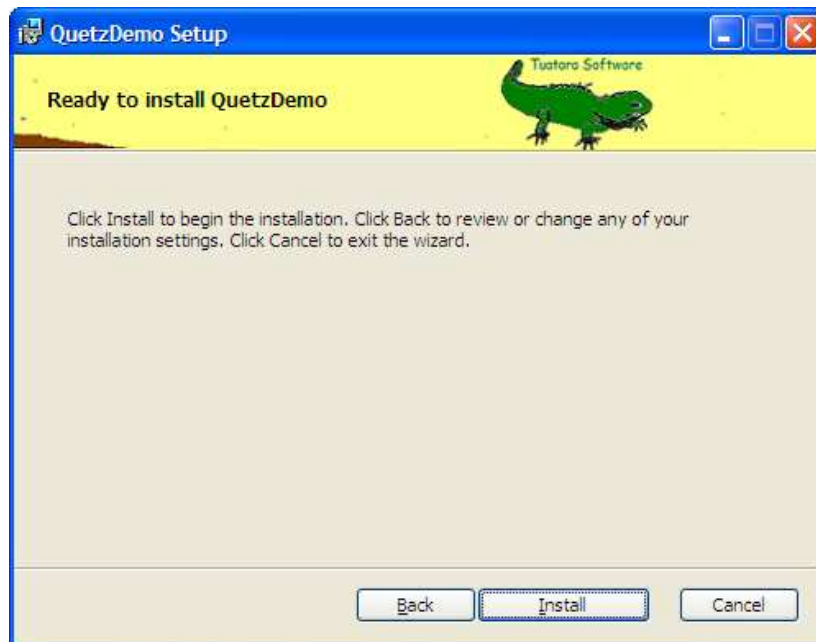
8 "End-User License Agreement" – Review the agreement, then select "I accept the terms in the License Agreement" if you wish to proceed with the installation. Click NEXT.



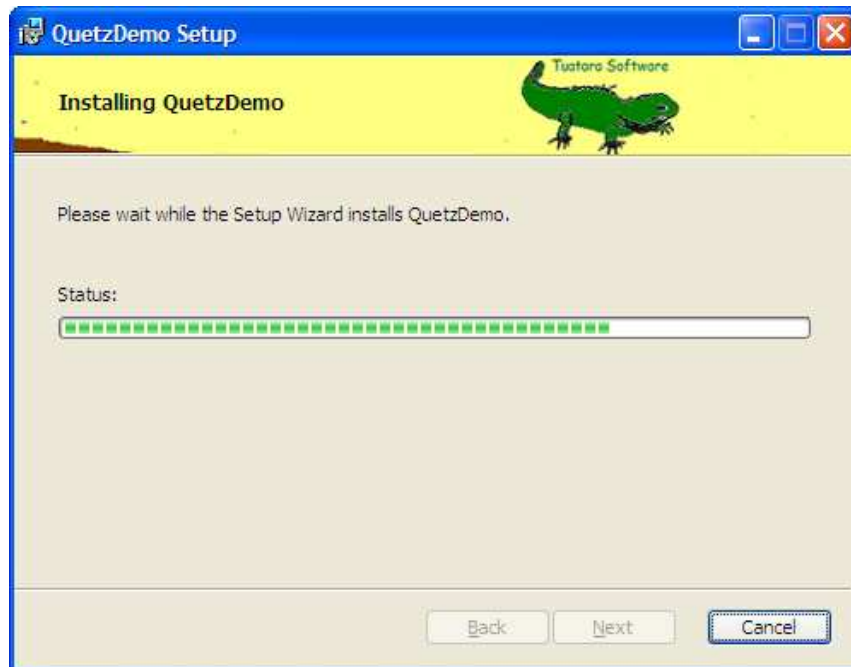
9. "Destination Folder". You may change the installation directory here. Otherwise, click NEXT.



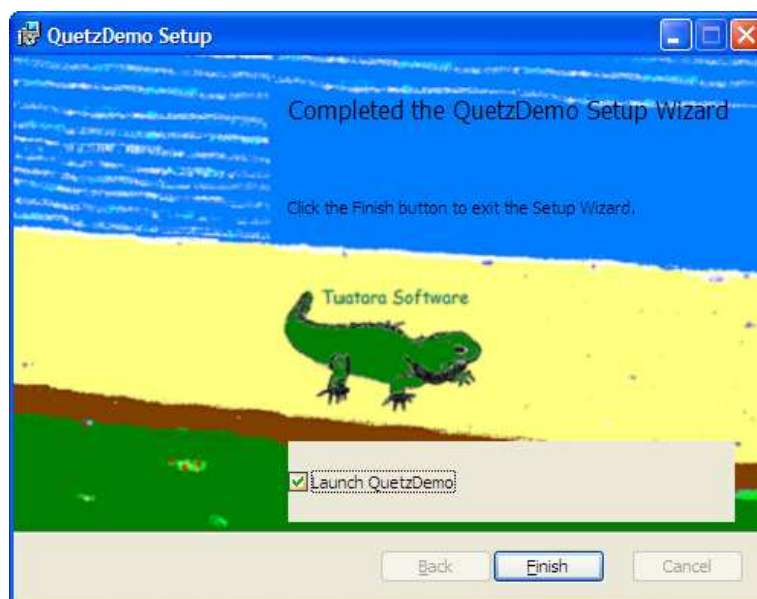
10. Ready to install QuetzDemo". Click INSTALL.



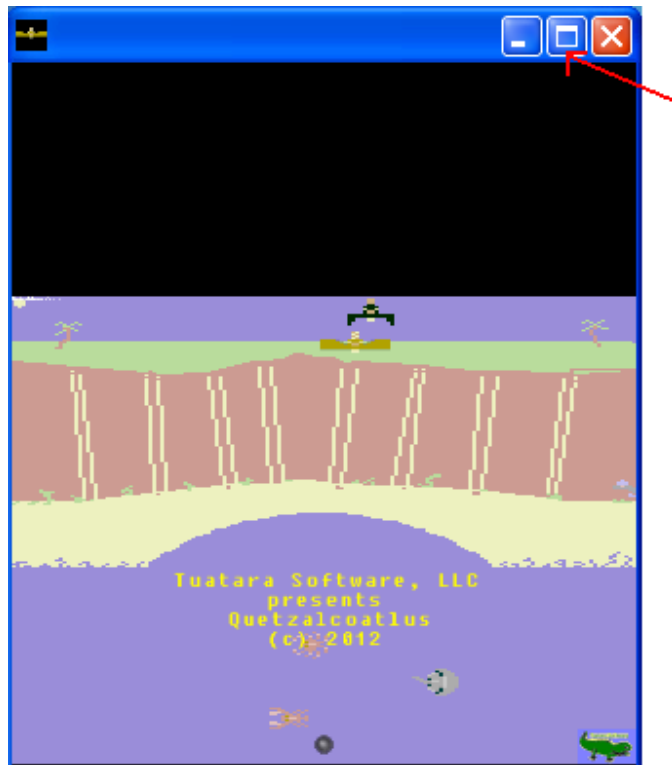
“Installing QuetzDemo” – the setup wizard will install the application on your system. (Do not click on anything here, unless you wish to cancel the install.)



11. “Completed” – click FINISH. If you leave the check mark in the “Launch QuetzDemo” box, the game will automatically launch after you click Finish. You can also launch the game from the “[Quetzalcoatlus](#)” shortcut on your desktop, or through **Start – Programs – QuetzDemo – Quetzalcoatlus**.



12. The game should appear in a Window, similar to the screenshot below. Click on the "Maximize" box to adjust to the window to be viewable on your desktop at the largest resolution possible. Click the FIRE button to begin.



Controls

You will guide the Quetzalcoatlus via the joystick (up-down-left-right) or the "D-Pad" on your gamepad controller. Press and hold the fire button when you want Quetzalcoatlus to dive into the ocean in an attempt to catch its' prey. You may also use the W (up), A (left), S (down), D (right), and SPACE BAR (dive) keys to perform the same tasks. Quetzalcoatlus will return to the skies if you release the fire button during a diving attempt or fail to catch your prey (Arthropods, such as crabs, lobsters, and horseshoe crabs).

The Pteranodon

Another flying reptile, the Pteranodon, will try to steal your food supply and knock you out of the way. You will not die if you come in contact with Pteranodon, but you will be sent skyward. The Pteranodon will score points when it eats an Arthropod.

Dinosaurs and Marine Reptiles

Dinosaurs and marine reptiles are competing for your food supply, or they may just be annoyed by your presence. Avoid these creatures, as you will lose a life if you come in contact with them. Your enemies include Pachycephalosaurus, Elasmosaurus, Ankylosaurus, Parasaurolophus, Triceratops, Tylosaurus, and Archelon.

Bonus Round

When you enter the bonus round, you will be prompted to spell the name of each creature in the game. As you collect each letter, the next letter in the creature's name will appear in the ocean. Each bonus letter that you collect will add a random amount of points to your score.

Objectives

You begin the game with 5 lives, depicted by the eggs to the right of your score. The object of the game is to outscore the Pterandon by eating the most Arthropods. Extra lives can be earned when the number of Arthropods eaten equals 20, 40, 80, 160, 320, and 640. The game ends when you exhaust all of your lives (eggs).

13. To end the game, click the red 'X' in the upper-right corner.

14. You may uninstall the demo through [Start – Programs – QuetzDemo – Uninstall](#), or via Add/Remove Programs in the Control Panel.